


940nm 200W High Power Fiber Coupled Diode Laser
RPK940-N1-200.0W-10522-NA (Standard Product)



Features:

- ◆ 940nm wavelength
- ◆ 200W output power
- ◆ 200 μ m fiber core diameter
- ◆ 0.22N.A.
- ◆ 1040nm-1200nm feedback protection

Applications:

- ◆ Fiber laser pumping

High Power Diode Laser Modules are manufactured by adopting specialized fiber-coupling techniques, resulting in volume products with a high efficiency, stability and superior beam quality. The products are achieved by transforming the asymmetric radiation from the laser diode chip into an output fiber with small core diameter by using special micro optics. Inspecting and burn-in procedures in every aspect come to a result to guarantee each product with the reliability, stability and long lifetime.

Our research staffs are constantly improving and innovating the processing technology in the producing process, based on the professional knowledge and experience accumulated in long-terms. We are also continuously developing new products to meet customers' specific needs.

High quality products with reasonable price is our always goal.

940nm 200W High Power Fiber Coupled Diode Laser
RPK940-N1-200.0W-10522-NA (Standard Product)

Specifications(25°C)		Symbol	Unit	RPK940-N1-200.0W-10522-NA		
				Minimum	Typical	Maximum
Optical Data ⁽¹⁾	CW-Output Power	P_o	W	200	-	-
	Center Wavelength	λ_c	nm	940±10nm		
	Spectral Width (FWHM)	$\Delta\lambda$	nm	6		
	Wavelength Shift with Temperature	$\Delta\lambda/\Delta T$	nm/°C	-	0.3	-
	Wavelength Shift with Current	$\Delta\lambda/\Delta I$	nm/A	-	1	-
Electrical Data	Electrical-to-Optical Efficiency	PE	%	-	48	-
	Operating Current	I_{op}	A	-	13	14
	Threshold Current	I_{th}	A	-	0.9	-
	Operating Voltage	V_{op}	V	-	31.5	35
	Slope Efficiency	η	W/A	-	17.5	-
Fiber Data ⁽²⁾	Core diameter	D_{core}	µm	-	200	-
	Cladding diameter	D_{clad}	µm	-	220	-
	Buffer diameter	D_{buf}	µm	-	320	-
	Numerical Aperture	N.A.	-	-	0.22	-
	Total Fiber Length	L_f	m	1.9	2	-
	Fiber Loose Tubing Diameter/Length	-	µm	1mm PTFE /180cm		
	Minimum Bending Radius	-	mm	88	-	-
	Fiber termination	-	-	-	FPT	-
Feedback Isolation ⁽³⁾	Wavelength Range	λ	nm	1040~1200		
	Isolation	-	dB	-	30	-
Others	ESD	V_{esd}	V	-	-	500
	Storage Temperature (Non-operating) ⁽⁴⁾	T_{st}	°C	-20	-	70
	Lead Soldering Temp	T_{ls}	°C	-	-	260
	Lead Soldering Time	t	sec	-	-	10
	Operating Case Temperature ⁽⁵⁾	T_{op}	°C	15	-	35
	Relative Humidity	RH	%	15	-	75

(1) Data measured under operation output at 200W.

(2) Other fiber type customized according to customers requirements.

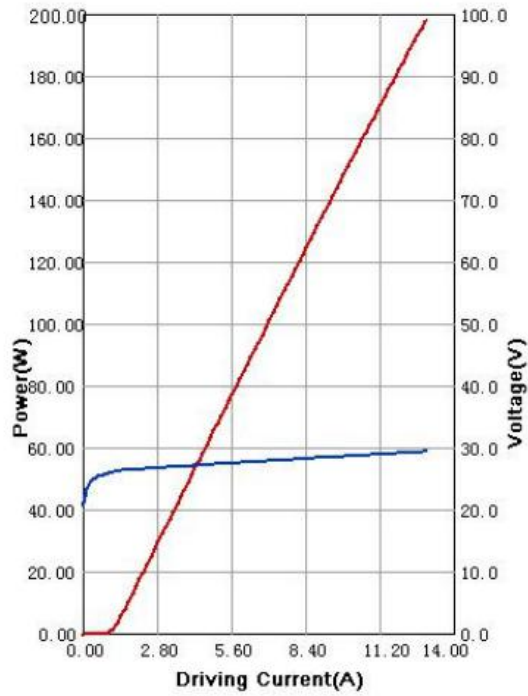
(3) Other feedback isolation customized according to customers requirements.

(4) A non-condensing environment is required for operation and storage conditions are from -20 to +70 °C with relative humidity between 15 to 75 %.

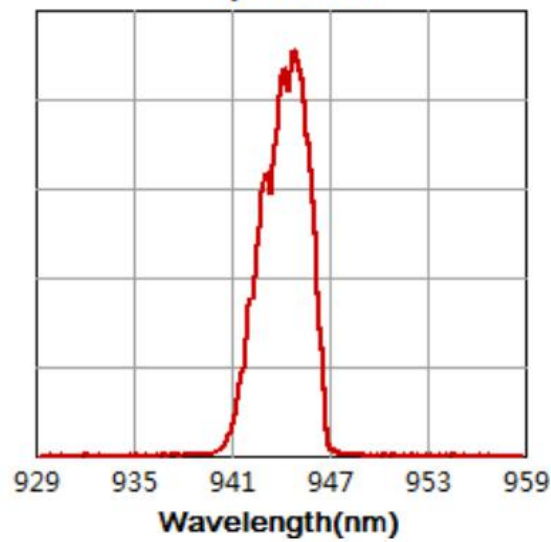
(5) Operating temperature defined by the package case. Acceptable operating range is 15 - 35C, but performance may vary.

940nm 200W High Power Fiber Coupled Diode Laser
RPK940-N1-200.0W-10522-NA (Standard Product)

Characteristics

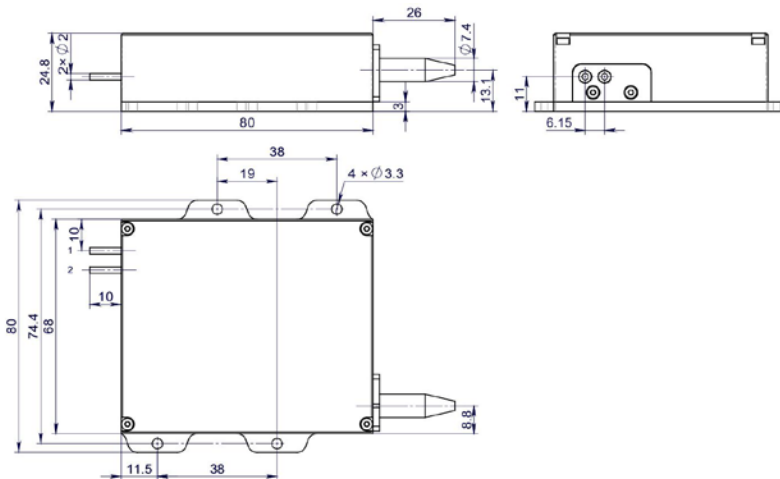


Spectrum



940nm 200W High Power Fiber Coupled Diode Laser
RPK940-N1-200.0W-10522-NA (Standard Product)

Package Dimensions (mm)



Pin	Function
1	LD (+)
2	LD (-)

OPERATING NOTES

- ◆ ESD protection measures must be taken during storage, transportation and operation.
- ◆ Solder pins instead of using socket for electrical connections for modules with operating current higher than 6A. Soldering temperature should be lower than 260°C and soldering duration should be less than 10 seconds.
- ◆ Make sure the fiber output end is properly cleaned before operation of laser. Follow safety protocols to avoid injury when handling and cutting the fiber.
- ◆ Fiber bending radius should be bigger than 80mm to avoid leaking of laser light.
- ◆ Diode laser should be operated according to the specification. Over-drive the diode laser will reduce its lifetime.
- ◆ Avoid eye and skin exposure to direct radiation during operation.
- ◆ Use constant current power supply. Current surge may damage the laser.
- ◆ Diode laser must be operated under good cooling condition.

