




PART NUMBER 0785L-11A  
 ITEM NAME 785 NM LASER (DIODE; FREE-SPACE)

## PRODUCT DATASHEET



### DESCRIPTION

This is a 785 nm free space module that provides 180 mW output power. Such laser could be controlled via USB or UART interface which makes it a perfect choice for either lab or OEM use.

#### Note:

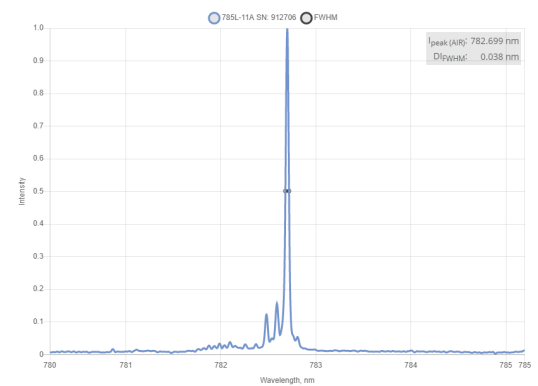
In optical systems with strong back-reflections (e.g. more than 10%), the laser must be protected by using an optical isolator with at least 20 dB isolation. Typical applications include interferometry, confocal microscopy (especially working with reflective samples), etc. Failure to comply with these requirements will render the warranty void for cases of COD (Catastrophic Optical Damage) of laser diode facets.

### SPECIFICATIONS

Specifications updated: 6 May 2021

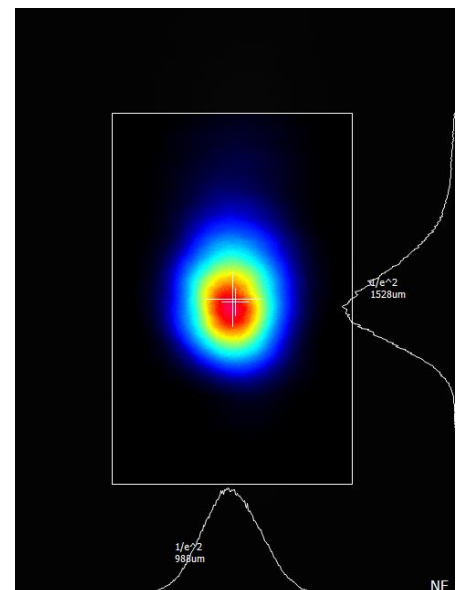
Parameter	Minimum Value	Typical Value	Maximum Value
Central Wavelength, nm	782	785	788
Longitudinal modes	-	Multiple	-
Spectral line width FWHM, nm	0.02	0.2	2
Output power, mW	-	170 <sup>1</sup>	180
Power stability, % (RMS, 8 hrs)	0.01	0.05 <sup>2</sup>	0.3
Power stability, % (peak-to-peak, 8 hrs)	0.1	0.3 <sup>3</sup>	1
Intensity noise, % (RMS, 20 Hz to 20 MHz)	0.05	0.25 <sup>4</sup>	0.6
Transversal modes	-	TEM <sub>00</sub>	-
Beam width (1/e <sup>2</sup> ), mm	-	1 <sup>5</sup>	1.7
Beam height (1/e <sup>2</sup> ), mm	-	1.2	1.9
Horizontal beam divergence, mrad	-	1.5	1.8
Vertical beam divergence, mrad	-	0.8	1.6
M <sup>2</sup> horizontal axis	-	1.1	1.4
M <sup>2</sup> vertical axis	-	1.2	1.5
M <sup>2</sup> effective	-	1.2	1.5
Polarization direction	-	Horizontal <sup>6</sup>	-
Polarization contrast	1000	2000	5000
Control interface type	-	UART <sup>7</sup>	-
Operation mode	-	APC (CW)	-
Modulation bandwidth, MHz	-	10 <sup>8</sup>	-
Input voltage, VDC	4.8	5	5.3
External power supply requirement	-	+5 V DC, 1.5 A	-
Dimensions, mm	-	50 x 30 x 18 <sup>9</sup>	-

### TYPICAL SPECTRUM



Typical spectrum of 0785 nm diode laser. Measured with 20 pm resolution.

### TYPICAL NEAR FIELD



Typical near field (0.45 m from output aperture) beam profile. Non-circularized beam of a 0785 nm direct diode laser.

Beam height from the base, mm	9.9	10.4	10.9
Heat-sinking requirement, °C/W	-	1	-
Optimum heatsink temperature, °C	15	20	30
Warm up time, mins (cold start)	0.1	0.5	1
Temperature stabilization	-	Internal TEC	-
External fan control	-	No <sup>10</sup>	-
Overheat protection	-	Yes	-
Storage temperature, °C (non-condensing)	-10	-	50
Net weight, kg	0.1	0.12	0.14
Max. power consumption, W	0.4	2	10
Warranty, months (op. hrs)	-	14 (10000) <sup>11</sup>	-
RoHS	-	Yes	-
CE compliance	-	- General Product Safety Directive (GPSD) 2001/95/EC - (EMC) Directive 2004/108/EC	-
Laser Safety Class	-	3B	-
OEM lasers are not compliant with	-	IEC60825-1:2014 (compliant using additional accessories)	-
Country of origin	-	Lithuania	-

<sup>1</sup> The optical power can be tuned from virtually 0% to 100%. However, other specifications, such as central wavelength, power stability, noise, polarization ratio, beam shape, quality and circularity are not guaranteed at power levels other than factory preset power. Significantly worse power stability is to be expected at very low power levels, e.g. <3% from specified nominal power.

<sup>2</sup> The long term power test is carried out at constant laser body temperature (+/-0.1 °C) using an optical power meter with an input bandwidth of 10 Hz. The actual measurement rate has a period of about 20 seconds to 1 minute.

<sup>3</sup> The long term power test is carried out at constant laser body temperature (+/-0.1 °C) using an optical power meter with an input bandwidth of 10 Hz. The actual measurement rate has a period of about 20 seconds to 1 minute.

<sup>4</sup> Noise level is measured with a fast photodiode connected to an oscilloscope. The overall system bandwidth is from 2 kHz to 20 MHz.

<sup>5</sup> Beam width and height are measured at 0.45 m from output aperture.

<sup>6</sup> For lasers without integrated optical isolators.

<sup>7</sup> Break-out-boxes AM-C8 and AM-C3 can be used for conversion of UART communication to either USB or RS232.

<sup>8</sup> TTL digital modulation up to 10 MHz.

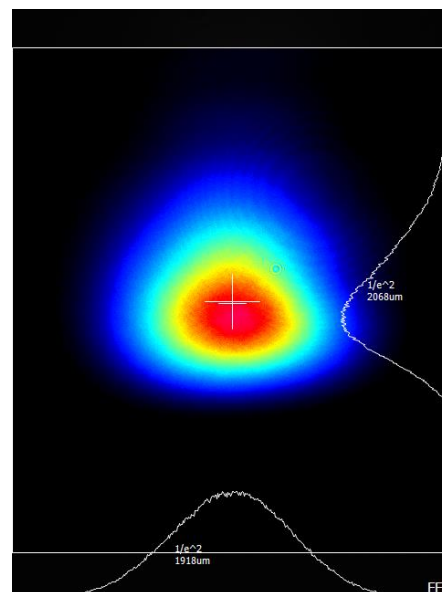
<sup>9</sup> Excluding control interface pins and an output window/fiber assembly.

<sup>10</sup> This function can be enabled in hardware only if the fast modulation option is disabled. The customer must specify this before ordering the laser.

<sup>11</sup> Whichever occurs first. The laser has an integrated operational hours counter.

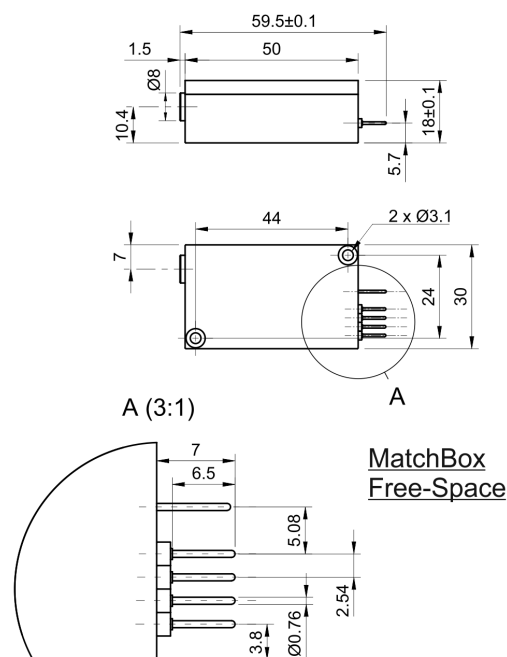
Note: Product specifications are subject to change without prior notice to improve reliability, function or design or otherwise.

## TYPICAL FAR FIELD



Typical far field (1 m from output aperture) beam profile. Non-circularized beam of a 0.785 nm direct diode laser.

## DRAWING



MatchBox  
Free-Space