

Single-Mode Digital L-Type Module with Optical Isolator



Our Digital L-Type provides the user with a powerful and extremely stable laser source that is ideal for numerous scientific applications. Our proprietary Wavelength Stabilized Laser Diode features high output power with narrow spectral bandwidth. The laser's stabilized peak wavelength remains "locked" regardless of case temperature (15 to 45 deg. C). Devices can be spectrally tailored to suit application needs and offer side mode suppression ratios (SMSRs) better than 40 dB, thereby providing extremely high signal to noise ratio and making these sources ideal for Raman spectroscopy and pump laser applications. The laser power and temperature are "locked" to avoid mode-hops.

Standard Wavelengths

All specified wavelengths are measured "in-vacuum"

Applications

This laser package is designed for turn-key operation and is ideal for:

- High Resolution Raman Spectroscopy
 - Portable Raman
 - Process Raman
 - Confocal Microscopy
 - Raman Imaging
- Direct-Diode Frequency Doubling
- Fiber Laser Seeding
- Remote Sensing
- Metrology/Interferometry

Key Features

- High-Power Single-Spatial-Mode, Single-Frequency Output
- Narrow Spectral Linewidth (< 100 MHz FWHM)
- High Power Single-Mode Fiber Coupled Output
- Excellent Beam Quality ($M^2 < 1.1$)
- Integral ESD Protection & Thermistor
- Temperature Stabilized Spectrum (< 0.007 nm/°C)
- > 45 dB SMSR Typical
- USB and I²C, or RS-232 control of all operational features
- UL/CE and IEC certified
- Turn-key operation
- Integrated single stage optical isolator
- "Ultratrack" Linear Tracking Photodiode

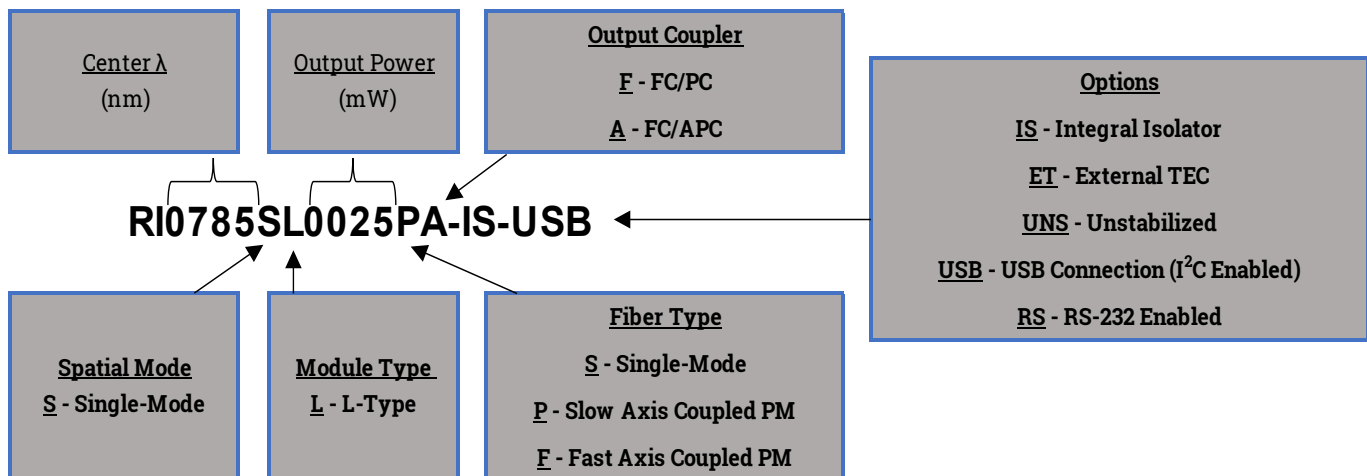
780nm	852nm
783nm	1030nm
785nm	1053nm
808nm	1064nm

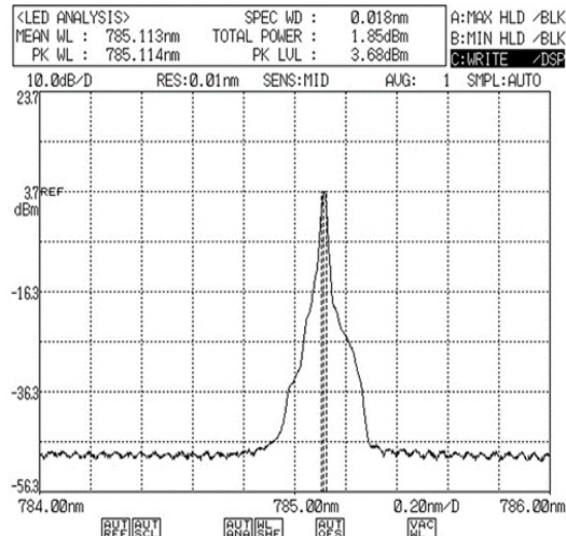
Specifications

Wavelength Tolerance	+/- 0.5nm
Spectral Linewidth	<100MHz
SMRS	45dB - 55dB
Wavelength Stability Range	15 - 45 °C
Polarization Extinction (PER)	>17 dB (20 dB typical)
Polarization Orientation	Standard is PM Slow Axis
Output Power Stability	1% typical
Modulation Rate	CW to 1KHz (for 10% power to CW) up to 10 KHz for 50% power.
Warm-Up Time	10 seconds from cold start
	1.5 seconds from warm start

λ (nm)	Output Power (mW)	Base Part Number
780	25	RI0780SL0025PA-IS-USB
783	25	RI0783SL0025PA-IS-USB
785	25	RI0785SL0025PA-IS-USB
808	25	RI0808SL0025PA-IS-USB
852	20	RI0852SL0020PA-IS-USB
1030	50	RI1030SL0050PA-IS-USB
1053	50	RI1053SL0050PA-IS-USB
1064.X	50	RI1064.XSL0050PA-IS-USB

Part Schema





*Optical Spectrum Analyzer
 Typical Spectrum*

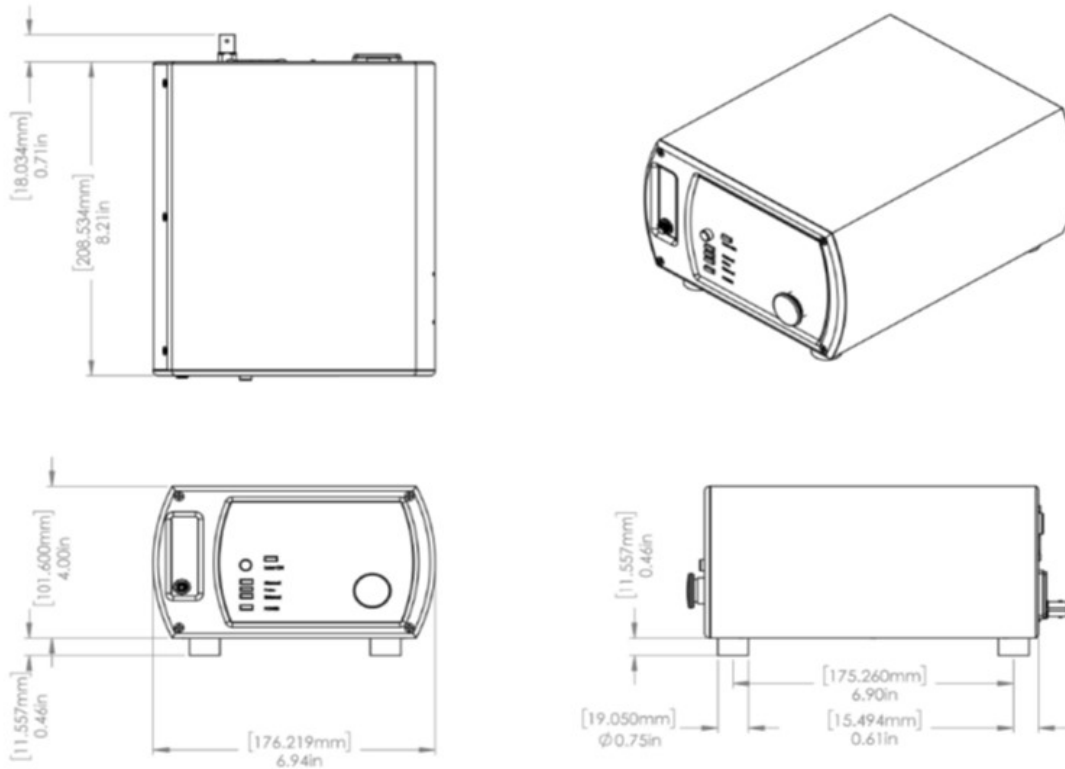
Custom Capability

- Custom wavelengths available upon request
- FC/PC, FC/APC, or SMA output coupler
- Single-mode or Polarization-maintaining fiber available with orientation in either fast or slow axis
- External TEC (e.g. No TEC inside of package optional)
- IPS' turn-key system comes standard with a US outlet plug. Europe, UK, and Australia outlet plugs are available as accessories upon request

Electrical Specs

Input Power	100 - 240 VAC 50 - 60Hz, 0.4A
Fuse Rating	250V, 1A, FastBlow
	5mm x 20mm, 2 each

Mechanical Drawings



Operational Notes

1. Do not retro-reflect beam! This can cause Catastrophic Optical Damage (COD) and is not covered under warranty (unless optical isolator is included).
2. A VBG-locked Single-mode laser will experience mode hops as the temperature and driver current are changed (see [Mode-Hop White Paper](#)). For this reason, IPS profiles and sets both the current and temperature for this module and does not allow user adjustment.
3. To adjust power output, IPS recommends pulse width modulation (PWM) to adjust AVERAGE power rather than changing the laser diode drive current in order to avoid mode-hops.
4. Module includes 2-port USB hub to allow connection to additional USB devices.
5. See the [user guide](#) for full operating, software and safety instructions. This document is meant to offer a product overview.



All data and statements contained herein are subject to change in accordance with Innovative Photonic Solution's policy of continual product improvement. No information contained herein is intended for use in connection with any contract except as may be first confirmed in writing by Innovative Photonic Solutions. The publication of information in this document does not imply freedom from patent or other rights of Innovative Photonic Solutions or others.

Photonic Solutions or others. OEM Laser Product